

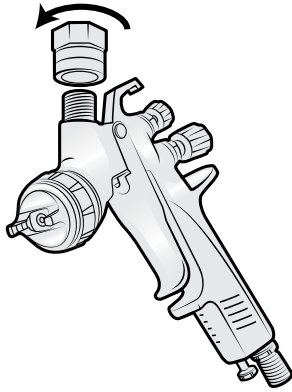
# Snap Lid System<sup>®</sup>

## Quick Start-up Guide

**Colad** **SNAPLID**<sup>®</sup>  
SYSTEM


# 1

Install the Snap Lid System<sup>®</sup> adapter specific to your spray gun model with a Wrench #22. Keep the adapter installed on the spray gun.



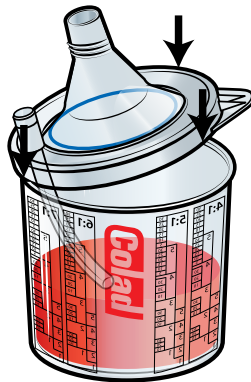
# 2

Mix paint in cup: Mixing, reducing and mechanical agitation can be done in the Snap Lid System<sup>®</sup> cup prior to the Snap Lid System<sup>®</sup> lid being snapped on.




# 3

Attach lid to cup: starting at the side nearest the air-vent with the lid on an angle, push down with both thumbs and press down around the perimeter of the lid until the lid snaps securely onto the cup and a seal is achieved.



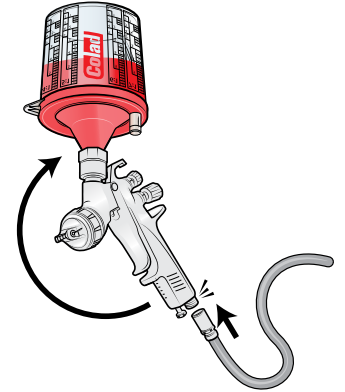
# 4

Attach the spray gun onto the lid by twisting the threads and tightening until secure.



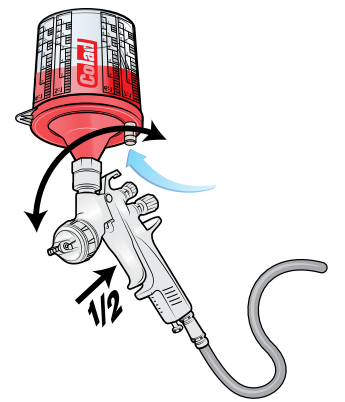
# 5

Rotate gun/cup assembly right side up and attach air hose.



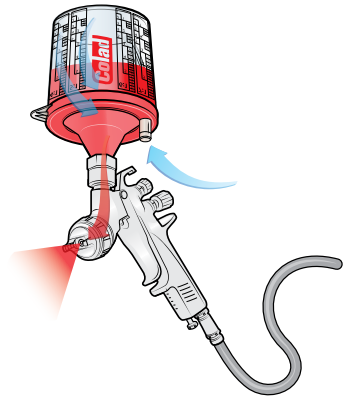
# 6

Tilt the spray gun forward and backward to release any air below the filter.



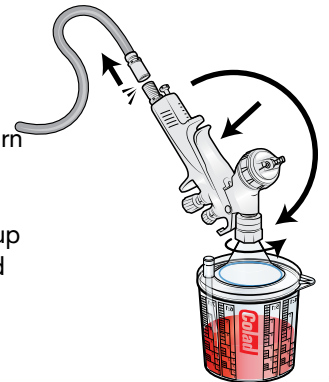
# 7

Now begin spraying. The Snap Lid System<sup>®</sup> will spray just like a vented cup.



# 8

When finished with spraying, turn the cup upside down and pull the spray gun trigger to allow flow of product back into the cup from the gun. Remove Snap Lid System<sup>®</sup> and clean spray gun.



**OnlyColad!**

**MIX SNAP GO**

# Snap Lid System®

## Quick Start-up Guide

**Colad** | **SNAPLID**  
SYSTEM

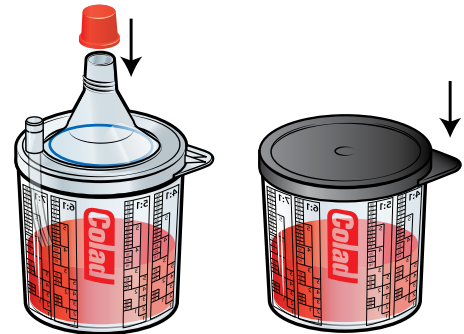
### FOR REFILLS

Remove the spray gun. Pull up on the tab and unlock the seal in a circular motion to remove the lid. Refill the cup with paint and reseal the lid.



### STORING UNUSED PAINT

The lid can be temporary sealed with the red Snap Lid® Sealing Caps. Also available are the black Snap Lid® Mixing Cup Lids, that can be used for longer storage and stack Snap Lid® cups containing unused paint.



### FOUR FILTERS AVAILABLE

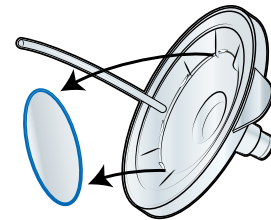
Suitable for all types of paint:

White - 90 micron - Clear coat

Blue - 130 micron - Waterborne base coat

Green - 190 micron - Conventional base coat

Red - 280 micron - Primer




### TURBOMIX PAINTSAVER®

Perfect consistency and pigment blend are crucial for a spotless end result. Mixing paint with the Turbomix Paintsaver® speeds up the process, reduces paint wastage and ensures a perfect result.



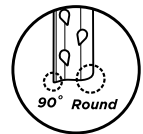
**BREAK IT  
(BEFORE MIXING)**



**TO SAVE PAINT  
AND PIGMENTS**




**DESIGNED  
TO ACHIEVE  
THE PERFECT  
BLEND**



**SUITABLE FOR ALL  
TYPES OF  
MIXING CUPS**

### MIX EXACTLY WHAT YOU NEED

Snap Lid System® maximizes airflow for a consistent spray pattern to the last drop. This gives an optimal usage of paint with minimal waste.



We will provide you with everything you need. All our products are meant to help you reach your end result with durability and efficiency. So have fun on the work floor as you create, we believe in your professionalism. Colad, inventing more.

COLAD IS A BRAND OF EMM INTERNATIONAL  
Bohemenstraat 19 8028 SB Zwolle (The Netherlands)  
T +31(0)38 467 66 00 E sales@emm.com [www.colad.co](http://www.colad.co)

**emm**  
just add paint