

**For SMART  
opportunities...**

**Colad**  
inventing more

**Find your optimum  
protective combination:**



**DRY**

Page 2-3



**HYBRID**

Page 4-5



**WET**

Page 6-8

**OnlyColad!**

## **Spray Booth Maintenance Solutions**

**Perfect results demand perfect circumstances.**

A perfectly spotless paint-job needs a well maintained spray booth. Over the years Colad has developed five optimum protection combinations to help you keep your booth clean and the quality of your paint jobs as high as possible. Whether you want to keep your brand-new paint spray booth as clean as possible, restore your ageing spray booth to like-new condition, or prevent dust from swirling onto paint-jobs; the innovative Spray Booth Maintenance Solutions by Colad® will help you protect your investment, keep your booth clean and guarantee better paint-jobs.

Colad designs unique opportunities for end users, focused on achieving the best results in both work and overall company procedures. We're talking better work conditions, efficiency, sustainability, professionalism and profit. Colad, inventing more.


For more information visit  
[WWW.SPRAYBOOTHMAINTENANCE.COM](http://WWW.SPRAYBOOTHMAINTENANCE.COM)

**emm**  
just add paint



DRY

A protective solution that is applied dry. Ideal to protect a well-maintained booth, protecting your walls from overspray.



Watch video!



4 layers for a longer protection time (1000 booth cycles or 1 year).

A complete solution for maintaining your spray booth!

- 6860 Film4Booth
- 6900 Foil Dispenser
- 6950 Foil Applicator
- 2070 Magnetic Foil Cutter
- 9105 Plastic Spreader
- 6880 Tape

# Film4Booth



## Film4Booth

6860 (Roll: 90 cm x 84 m including 6 rolls of tape)  
6880 (3 rolls of tape)

A transparent, protective, self adhesive film that can be applied to mask your booth walls. Protects your walls from overspray and is easily removed by simply peeling off the layers one by one when contaminated.

### Features & Benefits

- Keeps your walls clean
- 4 layers for a longer protection time
- Can be applied over lights and windows
- Easy to remove by peeling off each layer
- Treated with paint adhesion
- Easy to apply



### CONSUMPTION

1 roll = 75.6 m<sup>2</sup>



### AMOUNT OF LAYERS

4 layers in 1  
(All layers are numbered)



### APPLICATION METHOD

By hand with applicator and dispenser



### APPLICATION

Spray Booth Walls

Color	Tacky	Instructions for application	Removal	Sidenotes	Protection time
Transparent	No	Make sure the surface is clean and grease-free. Can be applied in the same way as wallpaper. Cover the overlapping parts with the included booth tape.	Remove by peeling the film from the wall layer by layer. Re-tape the overlapping parts with the booth tape to prevent contamination.	Colad Film4Booth is not conductive. To identify if Film4Booth is suitable to apply in your ATEX working area, the user has the responsibility to identify and asses the risks involved applying the product in his process, following the ATEX user directive 99/92/EG*.	1000 booth cycles or 1 year.

\*Please refer to the technical datasheet for exact specifications.

Combine with :

## Dust Control

8210 (10 L)

More information: page 8.



A static clear solution for spray booths floors and preparation areas. Specially designed to keep dust and dirt down on the floor to prevent dust from swirling during the paint job.

### Features & Benefits

- Keeps your floor clean
- Static formula adheres dust and dirt
- Ready to apply



Self-Adhesive: easy to apply and remove on booth walls, lights and windows to keep your booth in like-new condition. Does not leave adhesive residue.



Four easily removable layers each one last months, providing one-year of protection in total.



Each transparent anti-static polypropylene layer is treated with paint adhesion to trap overspray.



Protect your investment and reduce maintenance costs.



A protective solution that is applied wet, but dries as a peelable layer. Being white in color it is ideal to protect booths which have become discolored. Improves visibility and gives your booth a brand new look and feel!



Give your booth a brand new look!

Watch video!



**Blizzard White Peelable Booth Coating**

8145 (10 L can)

A white, protective coating that forms a strong layer on your booth walls. Protects your walls from overspray, gives them a bright appearance and easy to remove by simply peeling off the layer.

**Features & Benefits**

- Keeps your walls clean
- White for optimum reflection
- Easy to remove by peeling off the layer
- Ready to apply

 <b>HUMIDITY</b> ≥ 60 % RH	 <b>CONSUMPTION</b> 1 layer = 6.66 m <sup>2</sup> /L all other = 16 m <sup>2</sup> /L	 <b>NUMBER OF COATS</b> Recommended coat thickness: 150 micron. Apply twice until a minimum of 150 micron coat is achieved. Advised amount of coats: First coat in advised micron. Multiple coats can be applied on top of each other (till a maximum of 6 coats) to regain whiteness. All extra coats can be applied in approx. 65 micron. Drying at room temperature.	 <b>APPLICATION METHOD</b> Apply with spray gun, airless system, brush or paint roller.	 <b>APPLICATION</b> Spray Booth Walls
----------------------------------	--	---	---	---

Color	Tacky	Instructions for application	Nozzle size	Removal	Protection time
White	No	Make sure the walls of the spray booth are clean and grease-free. Mask all transparent parts such as lights and windows. Stir well and apply as mentioned.	Airless: nozzle 417, 100-150 bar spray pressure. Spray gun: nozzle 2.5, 3 bar spray pressure.	Carefully peel of the individual layer. Any residue can be removed with warm water or high pressure sprayer.	250 booth cycles or 3 months.

Combine with : **Dust Control** 8210 (10 L can), more information: page 8.

**Option A: Hybrid**

Combine Blizzard White Peelable Booth Coating with a transparent coating.

**Cover a standard spray booth\* with:**

- 1 x 8145 - Blizzard White Peelable Booth Coating
- 1 x 8146 - Ice Transparent Peelable Booth Coating



**Ice Transparent Peelable Booth Coating**

8146 (5 L can)

A transparent, protective coating that forms a strong layer. Protects your lights and windows from overspray and can easily be removed by peeling off the layer.

**Features & Benefits**

- Keeps your lights and windows clean
- Easy to remove by peeling off the layer
- Ready to apply

 <b>HUMIDITY</b> ≥ 60% RH	 <b>CONSUMPTION</b> 4 - 6 m <sup>2</sup> /L	 <b>NUMBER OF COATS</b> Recommended coat thickness: Apply twice until a minimum 150 micron coat thickness is achieved. The applied material will have a milky color. This will turn transparent once dry. Don't apply multiple coats on top of each other. This will reduce opacity and light efficiency. Allow to dry at room temperature.	 <b>APPLICATION METHOD</b> Apply with spray gun, airless system, brush or paint roller.	 <b>APPLICATION</b> Windows and Lights
---------------------------------	---	---	---	--

Color	Tacky	Instructions for application	Nozzle size	Removal	Protection time
Transparent	No	Make sure the windows and lights of the spray booth are clean and grease-free. Stir well and apply as mentioned.	Airless: nozzle 417, 100-150 bar spray pressure. Spray gun: nozzle 2.5, 3 bar spray pressure.	Peel of the layer gently. Overspray can be removed with warm water or high pressure sprayer.	250 booth cycles or 3 months.

**Option B: Hybrid / Dry**

Combine Blizzard White Peelable Booth Coating with a transparent wrap.

**Cover a standard spray booth\* with:**

- 1 x 8145 - Blizzard White Peelable Booth Coating
- 1 x 6861 - Light and Window Wrap



**Light and Window Wrap**

6861 (Roll: 46 cm x 42 m)

A transparent, protective 4 layer film to protect your booth lights and windows. Easy to remove by simply peeling off the layers one by one.

**Features & Benefits**

- Keeps your lights and windows clean
- Easy to remove by peeling off the layers one by one
- Easy to apply



 <b>CONSUMPTION</b> 1 roll = 19 m <sup>2</sup>	 <b>AMOUNT OF LAYERS</b> 4 layers in 1 (All layers are numbered)	 <b>APPLICATION METHOD</b> By hand	 <b>APPLICATION</b> Windows and Lights
--	--	--	--

Color	Tacky	Instructions for application	Removal
Transparent	No	Make sure the windows and lights are clean and grease-free. Can be applied in the same way as wallpaper.	Remove by peeling the film from the wall layer by layer. Lights and/or Windows

\* Standard spray booth has a size of 75 m<sup>2</sup>



Clear, protective solutions that can be applied wet. Ideal to protect a well-maintained booth protecting your walls from overspray and avoiding dust contamination.

Protect your well-maintained booth from overspray!



**Option A: Tacky**

The Colad Tacky solution keeps your booth walls clean by forming a transparent, protective layer to protect your walls from overspray. The layer stays tacky and captures all the dust particles swirling around the booth. Colad Antidust guarantees that your spray booth walls stay tacky up to 1 month or 85 booth cycles.

**Option B: Tacky - Premium**

The Colad Tacky Premium solutions keep your booth walls clean by forming a protective layer to protect your walls from overspray. The layer stays tacky and captures all the dust particles swirling around the booth. These solutions protect better during low humidity conditions like winter periods. They guarantee that your spray booth walls stay tacky up to 1 month or 85 booth cycles.

**Antidust**

8142 (5 L) | 8141 (10 L) | 8140 (20 L)



A transparent, protective coating with tacky properties, that forms a tacky layer on your booth walls. Protects your walls from overspray and captures swirling dust particles due to the tacky formula.

**Features & Benefits**

- Keeps your walls clean
- Tacky formula adheres overspray, dust and dirt
- Ready to apply
- Silicone free

**Dust Control**

8210 (10 L)



A static clear solution for spray booths floors and preparation areas. Specially designed to keep dust and dirt down on the floor to prevent dust from swirling during the paint job.

**Features & Benefits**

- Keeps your floor clean
- Static formula adheres dust and dirt
- Ready to apply

**Antidust Premium**

8139 (20 L)



Antidust Premium protects better during low humidity conditions, for instance during winter periods. A transparent, protective coating with tacky properties, that forms a tacky layer on your booth walls.

**Features & Benefits**

- Keeps your walls clean
- Improved formula, protects better during low humidity conditions.
- Ready to apply
- Silicone free

**Antidust Premium White**

8138 (20 L)



Antidust Premium White protects better during low humidity conditions, for instance during winter periods. A white, protective coating with tacky properties, that forms a tacky layer on your booth walls. The White component in the formula creates a white layer on your walls, making the spray booth look like new again!

**Features & Benefits**

- Keeps your walls clean
- Tacky formula adheres overspray, dust and dirt
- Ready to apply
- Silicone free



**HUMIDITY**  
≥ 60 % RH



**CONSUMPTION**  
10 -12 m<sup>2</sup>/L



**NUMBER OF COATS**  
Recommended coat thickness: 100-125 micron. Recommended number of coats: 1 or 2 depending on application thickness.



**APPLICATION METHOD**  
Apply with a spray gun, brush or paint roller.



**APPLICATION**  
Spray Booth Walls



**HUMIDITY**  
≥ 60 % RH



**CONSUMPTION**  
10 -12 m<sup>2</sup>/L



**NUMBER OF COATS**  
Recommended coat thickness: 100-125 micron. Recommended number of coats: 1 or 2 depending on application thickness.



**APPLICATION METHOD**  
Apply with a spray gun, brush or paint roller.



**APPLICATION**  
Spray Booth Walls

Color	Tacky	Preparation	Nozzle size	Removal	Sidenotes	Protection time
Transparent	Yes	Make sure the walls of the spray booth are clean and grease-free. Shake well and apply as mentioned.	Spray gun: nozzle 1.8-2.0, 2-3 bar spray pressure.	Remove with hot water or steam cleaner.	Regular temperature increases cause Antidust to dry out quicker (> 60-65 °C).	85 booth cycles or 1 month.

Color	Tacky	Preparation	Nozzle size	Removal	Sidenotes	Protection time
8139: Transparent 8138: White	Yes	Make sure the walls of the spray booth are clean and grease-free. Shake well and apply as mentioned.	Spray gun: nozzle 1.8-2.0, 2-3 bar spray pressure.	Remove with hot water or steam cleaner.	Regular temperature increases cause Antidust to dry out quicker (> 60-65 °C).	85 booth cycles or 1 month.

# WET

## Option C: Non-Tacky

The Colad Non-Tacky solution keeps your booth walls clean by forming a transparent, protective layer, preventing overspray from adhering to your walls.

### Booth Coating






8144 (5 L can)

A transparent, protective coating that forms a strong and transparent dry (non-tacky) film. Protects your walls from overspray.

#### Features & Benefits

- Keeps your walls clean
- Non-tacky
- Ready to apply



 <b>HUMIDITY</b> ≥ 60 % RH	 <b>CONSUMPTION</b> 15 m <sup>2</sup> /L	 <b>NUMBER OF COATS</b> Recommended coat thickness: 65 micron. Recommended number of coats: 1. Multiple coats can be applied on top of each other up to a maximum of 5 coats. Allow to dry at room temperature.	 <b>APPLICATION METHOD</b> Apply with a spray gun.	 <b>APPLICATION</b> Spray Booth Walls
--	---	---	---	--

Color	Tacky	Preparation	Nozzle size	Removal	Protection time
Transparent	No	Make sure the walls of the spray booth are clean and grease-free. Shake well and apply as mentioned.	Spray gun: nozzle 1.3-2.8, 1.5-2 bar spray pressure.	Remove with hot water or high pressure sprayer.	85 booth cycles or 1 month.

### Combine with:

### Dust Control






8210 (10 L)

A static clear solution for spray booths floors and preparation areas. Specially designed to keep dust and dirt down on the floor to prevent dust from swirling during the paint job.

#### Features & Benefits

- Keeps your floor clean
- Static formula adheres dust and dirt
- Ready to apply



 <b>HUMIDITY</b> ≥ 60 % RH	 <b>CONSUMPTION</b> 50 m <sup>2</sup> /L	 <b>NUMBER OF COATS</b> Recommended coat thickness: 10 micron. Recommended number of coats: 1. Apply every other day for the best results. Allow to dry at room temperature.	 <b>APPLICATION METHOD</b> Apply with a pressure sprayer.	 <b>APPLICATION</b> Spray Booth Floor
--	---	--	--	--

Color	Tacky	Preparation	Removal	Sidenotes	Protection time
Transparent	Yes	Make sure the floor of the spray booth is clean and grease-free. Shake well and apply as mentioned.	Remove by mopping with water or water with an alkaline cleaner.	Statically charged.	Apply one layer every other day. Clean the floor completely every month.

# PRODUCT OVERVIEW

	Article	Protection time*	Suitable for	Color	Tacky
<b>☔ DRY</b>					
Protect your well-maintained booth from overspray!					
Film4Booth	6860 - 90 cm x 84 m	1000 booth cycles or 1 year*	Walls, windows and lights	Transparent	No
Dust Control	8210 - 10 L	48 hours per application*	Floor	Transparent	Yes
<b>↻ HYBRID</b>					
Give your discolored booth a brand new look and feel!					
<b>Option A: Hybrid</b>					
Blizzard White Peelable Booth Coating	8145 - 10 L	250 booth cycles or 3 months*	Walls	White	No
Ice Transparent Peelable Booth Coating	8146 - 5 L	250 booth cycles or 3 months*	Windows and lights	Transparent	No
Dust Control	8210 - 10 L	48 hours per application*	Floor	Transparent	Yes
<b>Option B: Hybrid / Dry</b>					
Blizzard White Peelable Booth Coating	8145 - 10 L	250 booth cycles or 3 months*	Walls	White	No
Light and Window Wrap	6861 - 46 cm x 42 m	250 booth cycles or 3 months*	Windows and lights	Transparent	No
Dust Control	8210 - 10 L	48 hours per application*	Floor	Transparent	Yes
<b>💧 WET</b>					
Protect your well-maintained booth from overspray!					
<b>Option A: Tacky</b>					
Antidust	8142 - 5 L 8141 - 10 L 8140 - 20 L	85 booth cycles or 1 month*	Walls, windows and lights	Transparent	Yes
Dust Control	8210 - 10 L	48 hours per application*	Floor	Transparent	Yes
<b>Option B: Tacky - Premium</b>					
Antidust Premium	8139 - 20 L	85 booth cycles or 1 month*	Walls, windows and lights	Transparent	Yes
Antidust Premium White	8138 - 20 L	85 booth cycles or 1 month*	Walls	White	Yes
Dust Control	8210 - 10 L	48 hours per application*	Floor	Transparent	Yes
<b>Option C: Non-Tacky</b>					
Booth Coating	8144 - 5 L	85 booth cycles or 1 month*	Walls, windows and lights	Transparent	No
Dust Control	8210 - 10 L	48 hours per application*	Floor	Transparent	Yes

\* This is an indication, may vary depending on the circumstances.



**For SMART  
opportunities...**



Choose Colad Spray Booth  
Maintenance Solutions to protect your  
investment and maintain the best  
results.

For more information visit  
[WWW.SPRAYBOOTHMAINTENANCE.COM](http://WWW.SPRAYBOOTHMAINTENANCE.COM)  
Bohemenstraat 19 8028 SB Zwolle (The Netherlands)  
T +31(0)38 467 66 00 E [sales@emm.com](mailto:sales@emm.com)  
[www.colad.com](http://www.colad.com)